

## Chapter 2

### Multiple Choice


Identify the choice that best completes the statement or answers the question.

- \_\_\_\_\_ 1. No-parking zones often are near
- fire hydrants, curves, and intersections.
  - where pedestrians cross.
  - a school area.
  - railroad crossings.
- \_\_\_\_\_ 2. Interstate highways are identified on signs with what kind of shape?
- triangular
  - round
  - square
  - shield
- \_\_\_\_\_ 3. Your traffic light changes to yellow as you approach an intersection. In most cases, what action should you take?
- Signal for a right turn and slow.
  - Go through if no other cars are coming.
  - Accelerate to clear the intersection.
  - Make every reasonable effort to stop.
- \_\_\_\_\_ 4. Posted minimum speed limits are
- not legal and need not be observed.
  - the slowest to drive under normal conditions.
  - speed limits lowered for driving at night.
  - 15 mph lower than the posted limit.
- \_\_\_\_\_ 5. A construction zone is indicated by
- a blue sign.
  - a green sign.
  - an orange sign.
  - a yellow sign.
- \_\_\_\_\_ 6. A solid line and a broken line painted on the center of a two-lane highway means passing is
- allowed only when the solid line is on your side.
  - not allowed for you when the solid line is on the other side.
  - not allowed when the solid line is on your side.
  - allowed in either direction.
- \_\_\_\_\_ 7. Your red traffic signal changes to green while a pedestrian is crossing in your traffic lane. You should
- give the right of way to the pedestrian.
  - give the right of way to left-turning vehicles.
  - run the pedestrian down.
  - beep loudly and then proceed.

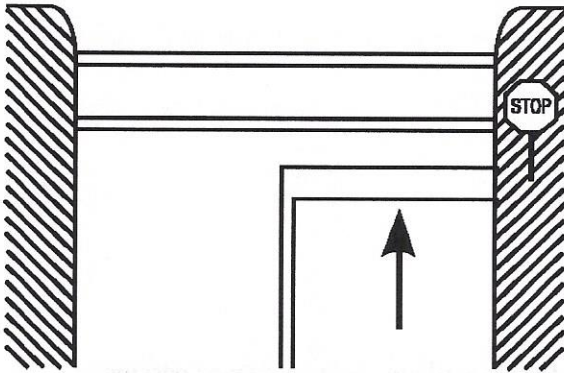
- 8. Before you make a right-turn-on-red, make sure
  - a. you turn when the light facing you turns yellow.
  - b. all the left-turning vehicles have proceeded.
  - c. you turn when the red light flashes.
  - d. no pedestrians are in any crosswalks.

- 9. Most warning signs are
  - a. diamond-shaped.
  - b. oval-shaped.
  - c. square-shaped.
  - d. round-shaped.

- 10. This yellow warning sign means




- a. a left curve ahead.
  - b. the roadway narrows.
  - c. a winding road ahead.
  - d. a divided road ahead.
- 11. The roadway marking to which the arrow is pointing means



- a. stop here for STOP sign.
  - b. one-way, do not enter.
  - c. pedestrian crosswalk.
  - d. no turns at this intersection.
- 12. Broken white lines
  - a. warn of a railroad crossing ahead.
  - b. separate lanes of traffic moving in the same direction.
  - c. indicate a no-passing zone.
  - d. tell you where to stop.



\_\_\_\_\_ 13. You should expect a sign with this shape



- a. near a school crossing.
  - b. in a parking lot.
  - c. near a church.
  - d. at a school-bus loading zone.
- \_\_\_\_\_ 14. The message on a diamond-shaped sign might be
- a. Pass With Care, Trucks Use Right Lane, or Do Not Pass.
  - b. Curve, Hill, or Winding Road.
  - c. One Way, Wrong Way, or No Trucks.
  - d. No Turn, Speed Zone Ahead, or Left Lane Must Turn Left.
- \_\_\_\_\_ 15. Local, state, U.S., and interstate route signs
- a. vary according to the type of roadway.
  - b. vary from state to state.
  - c. have route numbers.
  - d. All of the above are correct.
- \_\_\_\_\_ 16. Raised roadway markers on the roadway and shoulder are used to
- a. help pedestrians at night.
  - b. indicate no-parking zones.
  - c. warn traffic to slow down.
  - d. define safe paths of travel.
- \_\_\_\_\_ 17. A flashing red light at an intersection means that you must
- a. stop and wait until it stops flashing.
  - b. stop only if there is cross traffic.
  - c. slow down and proceed with caution.
  - d. make a complete stop and proceed when the way is clear.
- \_\_\_\_\_ 18. A sign with an orange background in a diamond or rectangular shape indicates a
- a. recreation area.
  - b. speed zone.
  - c. construction zone.
  - d. school zone.
- \_\_\_\_\_ 19. You are approaching an intersection. You intend to make a left turn after stopping for a STOP sign. Bushes block your view to the right. You should
- a. treat the intersection as if a YIELD sign controlled it.
  - b. accelerate after stopping since you have the right of way.
  - c. stop even with the STOP sign, creep forward, and stop again, if necessary.
  - d. reduce speed early, stop where you can see best, and continue when the way is clear.

- \_\_\_\_\_ 20. The basic speed law requires you to drive
- within 5 mph of the 55 mph speed limit.
  - no faster than is safe for existing conditions.
  - at the maximum posted speed limit.
  - above posted minimum speed limit.
- \_\_\_\_\_ 21. A solid white line between two lanes of traffic means that you are
- in a speed zone.
  - on a two-way street.
  - generally not to cross the line.
  - in a passing zone.
- \_\_\_\_\_ 22. Red reflective markers mean that
- you are driving in the wrong direction.
  - you are driving in the correct direction.
  - an exit ramp is approaching.
  - a railroad crossing is ahead.
- \_\_\_\_\_ 23. The purposes of traffic signs are
- to direct, to decide, to stop.
  - to observe, to direct, to guide.
  - to stop, to warn, to decide.
  - to regulate, to warn, to guide.
- \_\_\_\_\_ 24. You pass a school zone sign. You should
- go slightly faster to pass quickly.
  - know you are within one block of a school.
  - go 30 mph.
  - stop immediately.
- \_\_\_\_\_ 25. The purpose of a rumble strip is to
- wake up drivers who are falling asleep.
  - alert you through the noise your tires make when driving over it.
  - warn you that you are driving too close to the roadway edge.
  - B and C above are correct.
- \_\_\_\_\_ 26. Pedestrians should only cross at an intersection with pedestrian signals when
- they face a WALK signal or symbol.
  - they are on a one-way street.
  - they see the DON'T WALK signal or symbol flash.
  - they see no vehicles on the roadway.

27. The message on this sign might be



- a. Hill.
- b. Cross Road.
- c. Pass With Care.
- d. Railroad Crossing.

28. Yielding in traffic means

- a. allowing others to go before you.
- b. coming to a complete stop every time.
- c. expecting others to stop for you.
- d. speeding up to avoid a collision.

29. Curbs painted red, yellow, or white are generally designated as

- a. minimum-speed zones.
- b. user parking only.
- c. restricted parking zones.
- d. limited-time parking.


30. Guide signs

- a. provide information.
- b. do not give general information.
- c. warn of dangers ahead.
- d. have white letters on a red background.

31. Whenever you approach a YIELD sign at an intersection, you should

- a. allow cars on the left to proceed.
- b. make a full stop, then proceed.
- c. slow down and proceed.
- d. slow or stop and give the right of way to traffic.

32. What does this sign mean?



- a. yield the right of way
- b. no passing
- c. railroad crossing
- d. rest area





- \_\_\_\_\_ 33. When the center roadway marking of a two-way roadway is a single broken yellow line, it means that
- a sharp curve or an intersection is within 500 feet.
  - passing is legal with left turns prohibited.
  - passing is permitted if it can be done safely.
  - passing in either lane is prohibited.
- \_\_\_\_\_ 34. A school zone sign is
- yellow-green with five sides.
  - red with eight sides.
  - yellow with six sides.
  - red with three sides.
- \_\_\_\_\_ 35. A sign with a yellow background is a
- STOP sign.
  - warning sign.
  - regulatory sign.
  - recreation area sign.
- \_\_\_\_\_ 36. Running children and bicyclists can be expected in a
- school zone.
  - tow-away zone.
  - no-parking zone.
  - bus-loading zone.
- \_\_\_\_\_ 37. A yellow light or arrow means
- yield to the vehicles on the right.
  - hurry to pass before the light changes.
  - you may turn right with caution.
  - a red light or a red arrow is about to appear.
- \_\_\_\_\_ 38. International roadway signs only use
- colors, not pictures.
  - words, not pictures.
  - words, not symbols.
  - symbols, not words.
- \_\_\_\_\_ 39. The message on this sign means



- Rest and Relax Area.
- Railroad Crossing.
- Keep Right Ahead.
- Dangerous Intersection.

- \_\_\_\_\_ 40. What does a round traffic sign mean?
- pedestrian crossing
  - stop
  - railroad crossing
  - yield to other traffic
- \_\_\_\_\_ 41. What roadway markings are used to guide your driving path?
- overhead lights
  - reflectors
  - curve signs
  - speed bumps
- \_\_\_\_\_ 42. You see a green arrow pointing to the right. You want to turn right. You should
- turn right when all other traffic behind you begins to move forward.
  - stop and then turn right.
  - turn right after yielding to other traffic and pedestrians.
  - slow down and wait for a green light.

- \_\_\_\_\_ 43. When you see this sign, you should drive




- 55 mph during the day.
  - at least 55 mph.
  - 55 mph at night.
  - no faster than 55 mph.
- \_\_\_\_\_ 44. A red circle and diagonal slash on a sign means that
- a hazard is ahead.
  - the action is not allowed.
  - diagonal crossing is permitted.
  - two roads intersect ahead.
- \_\_\_\_\_ 45. If you park in a space that has the handicapped parking symbol, you must
- reserve it in advance.
  - not be able to walk.
  - have the proper permit.
  - not be able to find any other parking space.
- \_\_\_\_\_ 46. A traffic-control officer's signal
- is often a factor in collisions.
  - must be the same as the light at the intersection.
  - is the only one to follow, regardless of traffic signals.
  - is just a suggestion.

Name: \_\_\_\_\_

ID: A

- \_\_\_\_\_ 47. What must you do at a four-way STOP sign?
- a. Stop and wait for your turn to move.
  - b. Slow down if other traffic is nearby.
  - c. Stop, unless you are turning.
  - d. Yield to all drivers approaching from the left.
- \_\_\_\_\_ 48. If your car is first in line when the light turns green, you should check
- a. traffic to the left, the right, and ahead.
  - b. your outside mirrors.
  - c. your rearview mirror.
  - d. your speedometer.
- \_\_\_\_\_ 49. Two solid yellow center lines on a two-lane highway indicate
- a. passing only with caution.
  - b. left turns between intersections.
  - c. no passing from either way.
  - d. passing both ways.
- \_\_\_\_\_ 50. A sign shaped like this means



- a. warning.
- b. railroad crossing.
- c. route marking.
- d. school zone.